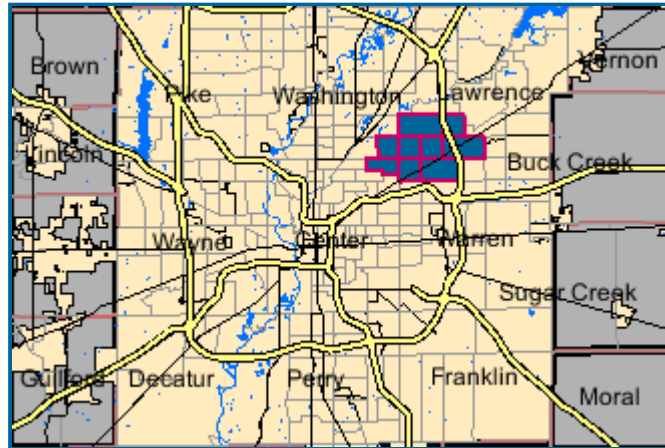


SAVI COMMUNITY PROFILES

CensusTracks

Copyright 2008
The Polis Center
Date Updated: Tuesday, July 08, 2008

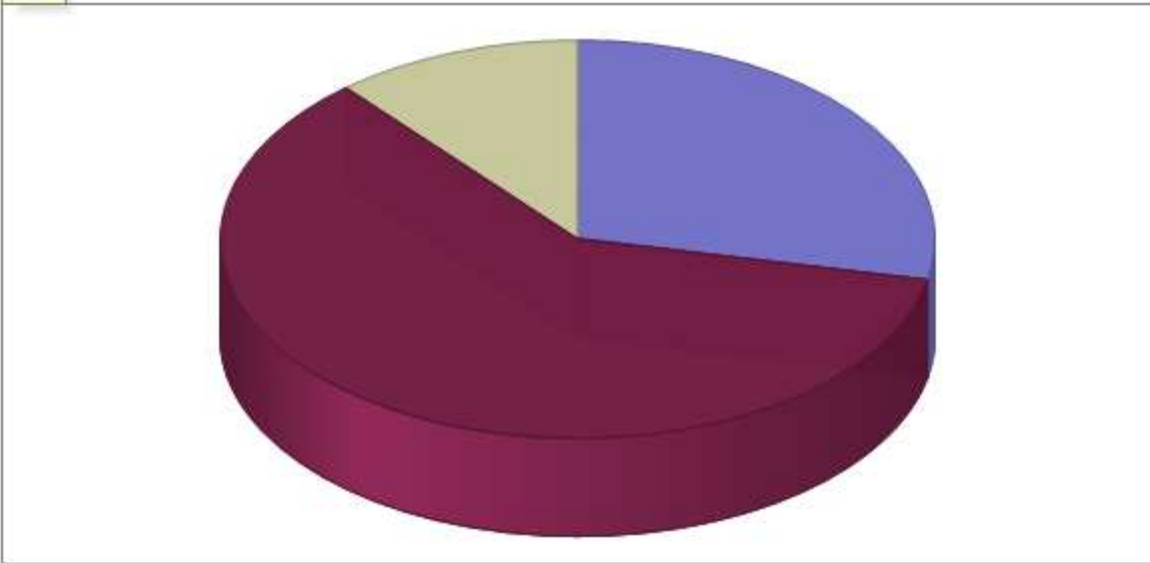


- DEMOGRAPHICS
- ECONOMY
- EDUCATION
- HEALTH
- HOUSING
- PUBLIC ASSISTANCE
- SIZE

DEMOGRAPHICS

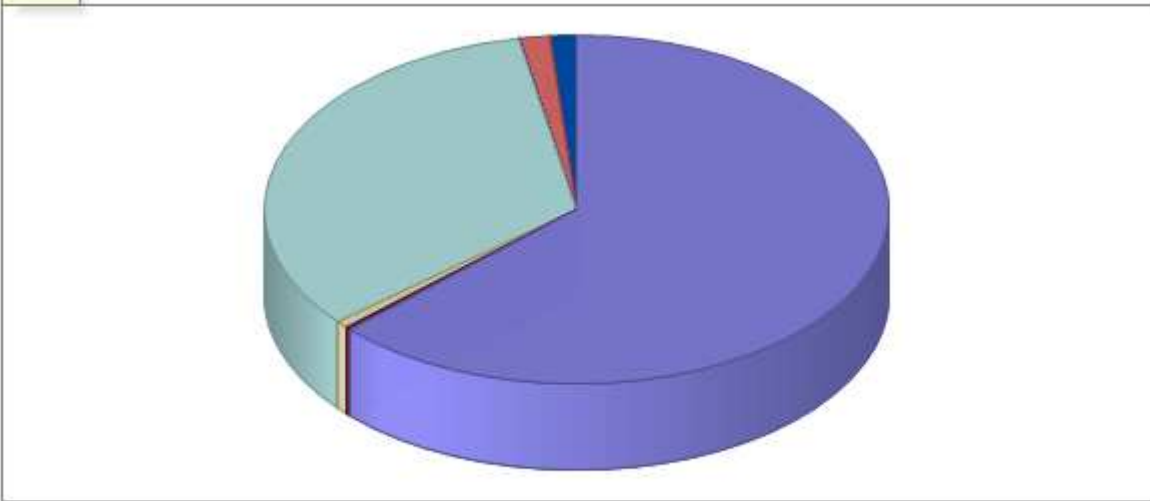
2000 Total Population		2000 Languages: Households Speaking:	
Total (2000 Census)	44,461	English	15,921
		Spanish	888
		Language Other than English or Spanish	605
Age			
Median Age	Not Available		
Under 5	3,149	2000 Marital Status	
5 to 9	3,601	Married Population	15,297
10 to 14	3,714	Never Married Population	11,537
15 to 19	3,338	Divorced Population	5,007
20 to 24	2,924	Widowed Population	2,284
25 to 34	5,872		
35 to 44	6,782	2000 Households	
45 to 54	5,732	Total	17,421
55 to 59	2,327	Average Size	Not Available
60 to 64	2,008	Households with Children	6,661
65 to 74	3,057	Households with Seniors	3,808
75 to 84	1,610	Single Dads with Children	492
85 and Over	347	Single Moms with Children	2,521
Under 18	12,563		
18 to 64	26,884		
18 and Over	31,898		
21 and Over	30,062		
62 and Over	6,214		
65 and Over	5,014		
2000 Race			
African American	27,966		
American Indian	117		
Asian	300		
Caucasian	14,755		
Hawaiian and Pacific Islander	12		
Multiple Race	698		
Other	613		
2000 Ethnicity			
Hispanic	1,489		
Non-Hispanic	42,972		

AGE



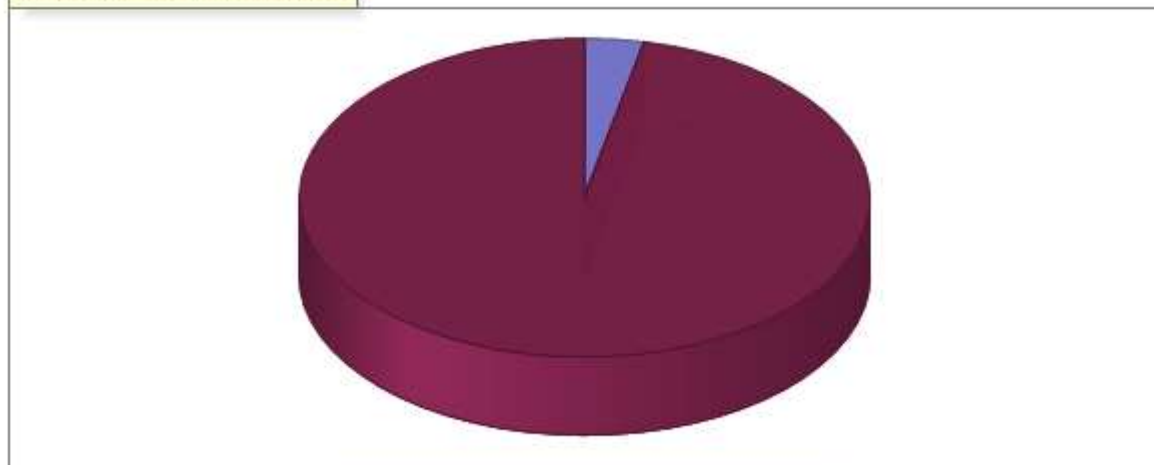
28.26%	Under 18	60.47%	18 to 64	11.28%	65 and Over
--------	----------	--------	----------	--------	-------------

RACE



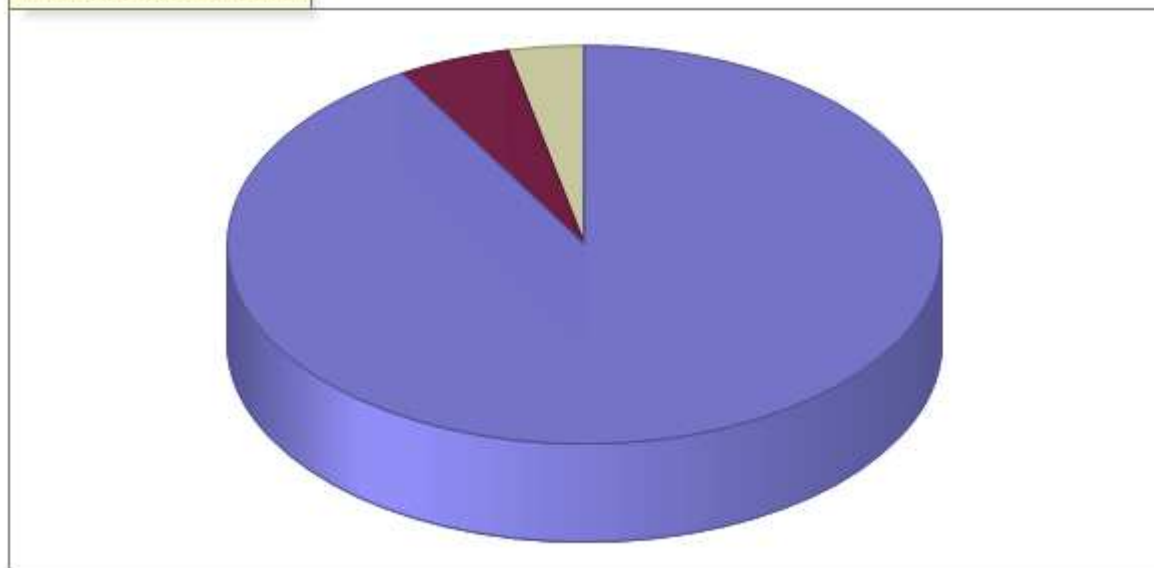
62.9%	African American	33.19%	Caucasian	1.57%	Multiple Race
.26%	American Indian	.03%	Hawaiian and Pacific Islander	1.38%	Other
.67%	Asian				

2000 HISPANIC POPULATION

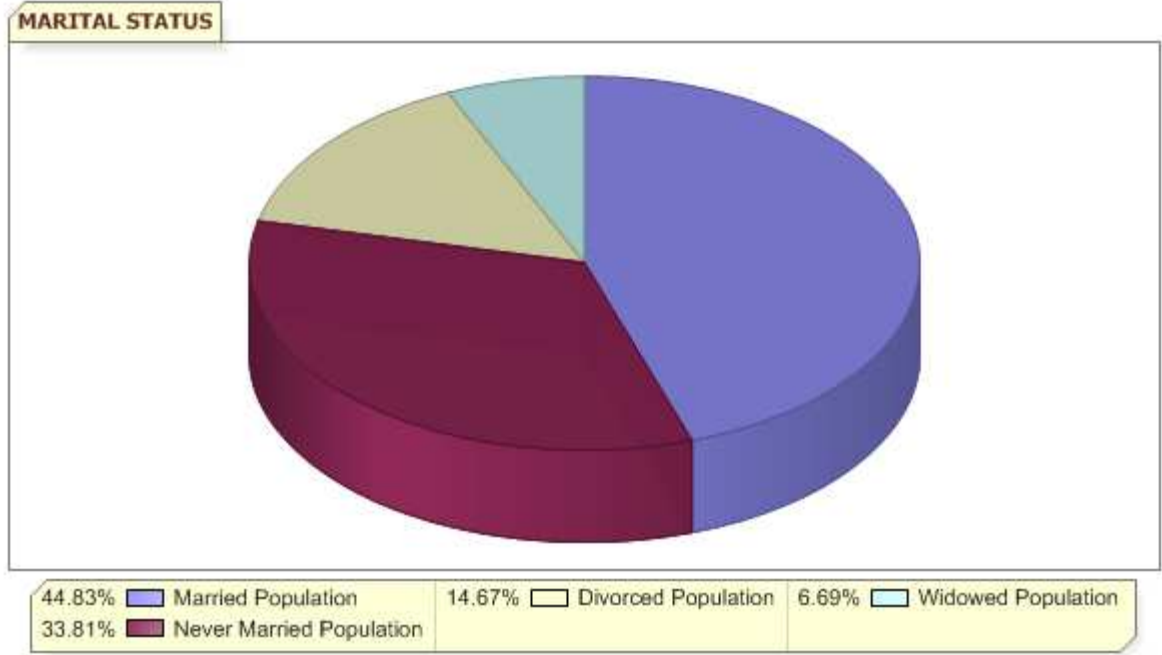


3.35%  Hispanic 96.65%  Non-Hispanic

LANGUAGE PROFICIENCY



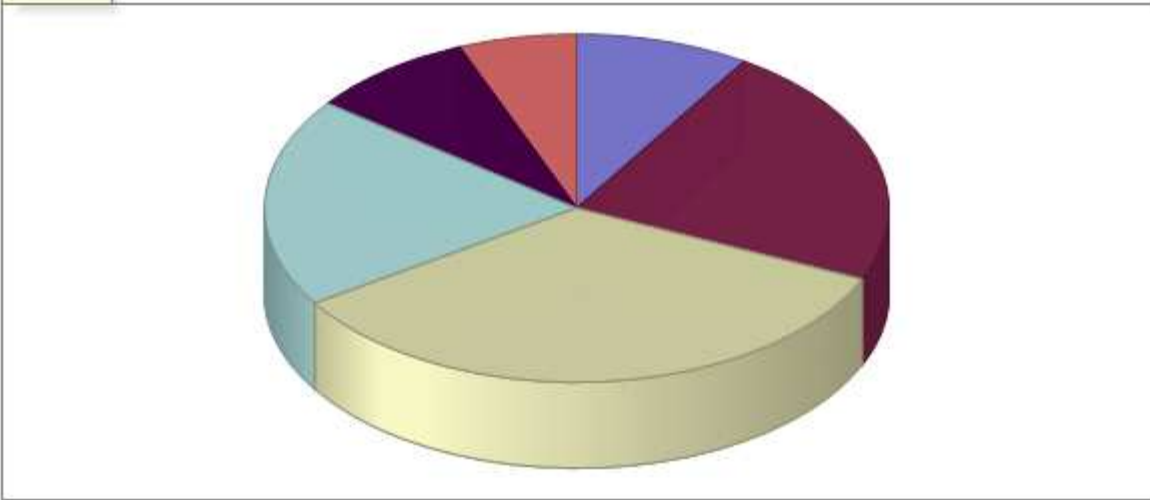
91.43%  English 5.1%  Spanish 3.47%  Language Other than English or Spanish



ECONOMY

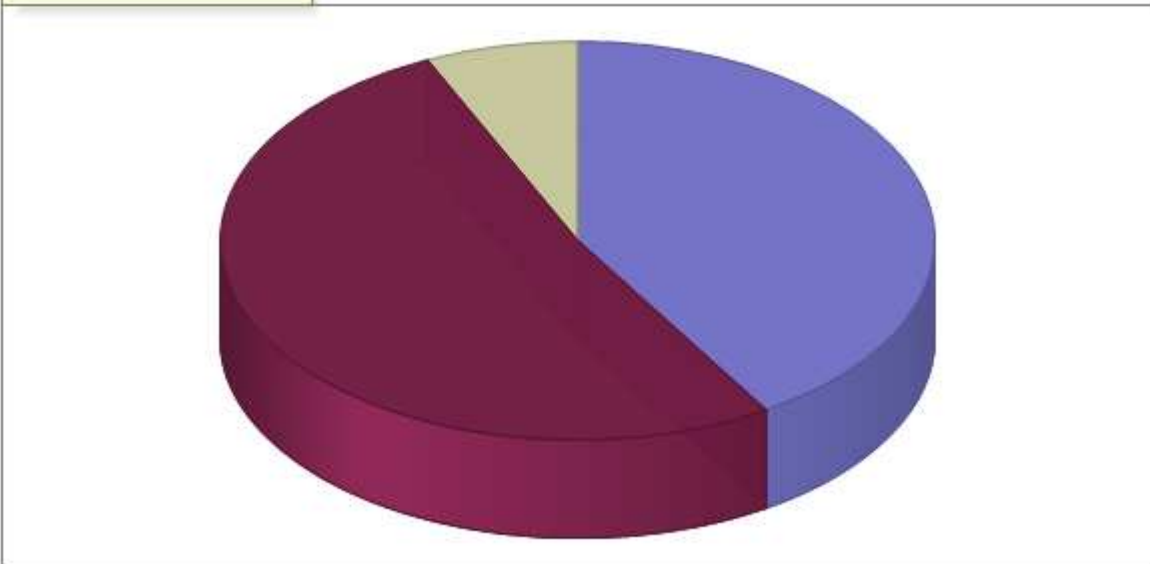
Income		2000 Employment	
Per Capita Income in 1999	Not Available	Population in Labor Force	21,931
Median Family Income	Not Available	Employed Population	20,102
Median Household Income	Not Available	Unemployed Population	1,829
Households with Public Assistance Income	628	Children Under 18 with Two Working Parents	3,069
2000 Income - # of Households with:		2000 Employment by Occupation	
Income Less Than \$10,000	1,568	Construction, Extraction and Maintenance	1,884
Income \$10,000 to \$24,999	3,951	Farming, Fishing and Forestry	23
Income \$25,000 to \$49,999	5,939	Management and Professional	4,477
Income \$50,000 to \$74,999	3,398	Production, Transportation and Material	4,090
Income \$75,000 to \$99,999	1,492	Moving	
Income \$100,000 or More	1,066	Sales and Office Occupations	6,281
		Service	3,335
2000 Living in Poverty		2000 Employment by Industry	
Total	6,258	Agriculture, Forestry, Fishing and Hunting, And	11
Children (Under 18)	2,574	Mining	
Adults 18 to 64	3,249	Arts, Entertainment, Recreation,	1,450
Seniors (65+)	435	Accommodation and Food Services	
Families	1,321	Construction	1,301
Families with Children	1,119	Educational, Health and Social Services	3,923
		Finance, Insurance, Real Estate and Rental	1,768
		and Leasing	
		Information	524
		Manufacturing	3,075
		Other Services (except Public Administration)	984
		Professional, Scientific, Management,	1,338
		Administrative, and Waste Mgmt Services	
		Public Administration	944
		Retail Trade	2,735
		Transportation and Warehousing	1,285
		Utilities	129
		Wholesale Trade	623

INCOME

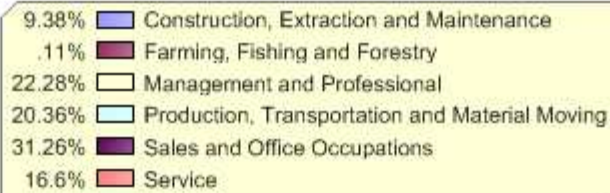
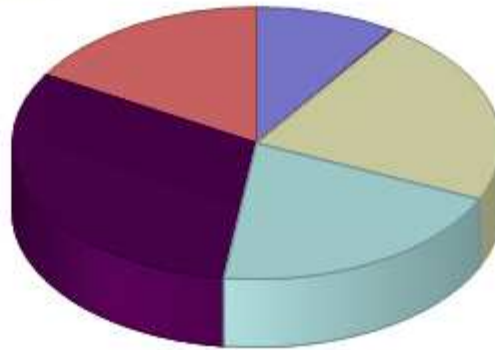
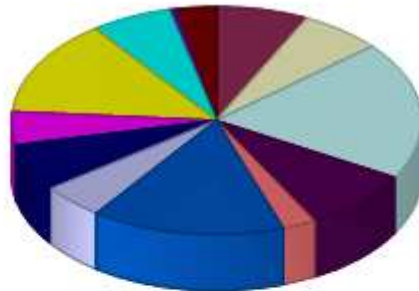


9%	Income Less Than \$10,000	19.51%	Income \$50,000 to \$74,999
22.69%	Income \$10,000 to \$24,999	8.57%	Income \$75,000 to \$99,999
34.1%	Income \$25,000 to \$49,999	6.12%	Income \$100,000 or More

POPULATION IN POVERTY



41.13%	Children (Under 18)	51.92%	Adults 18 to 64	6.95%	Seniors (65+)
--------	---------------------	--------	-----------------	-------	---------------

EMPLOYMENT BY OCCUPATION**EMPLOYMENT BY INDUSTRY**

EDUCATION

2000 Educational Attainment

High School Dropouts	354
No High School Diploma	6,319
High School Diploma Only	9,864
High School Diploma or More	21,566
Some College	6,639
Associate Degree or More	5,063
Bachelor Degree or More	3,800

Total Enrollment by Race/Ethnicity

Not Available

Public Enrollment by Race/Ethnicity

Not Available

Nonpublic Enrollment by Race/Ethnicity

Not Available

Total Enrollment by Grade

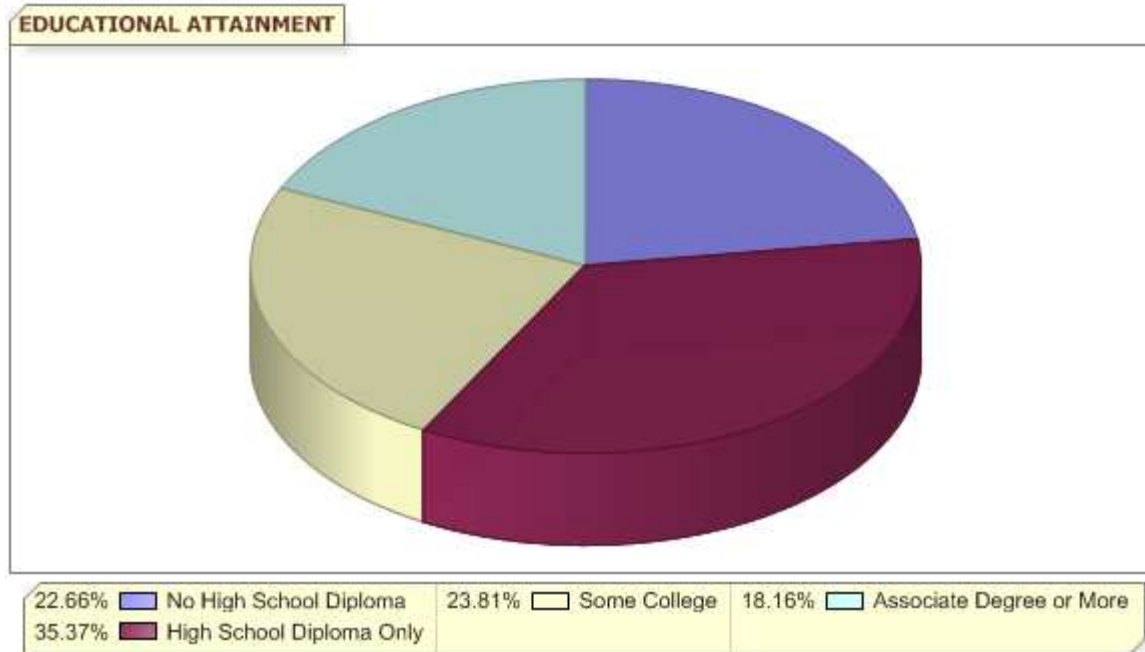
Not Available

Public Enrollment by Grade

Not Available

Nonpublic Enrollment by Grade

Not Available

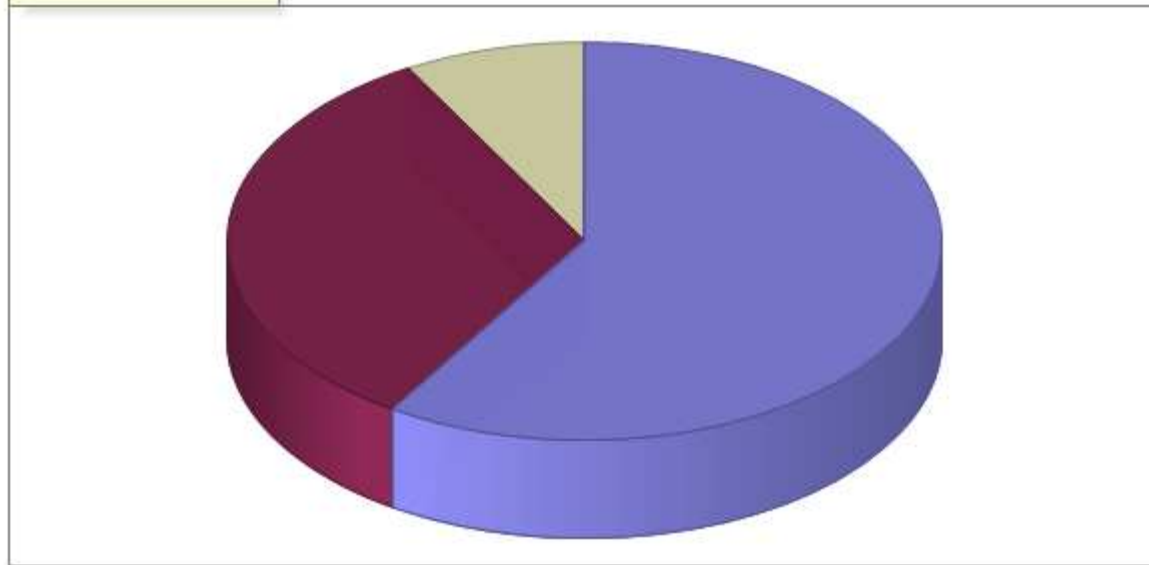


HEALTH

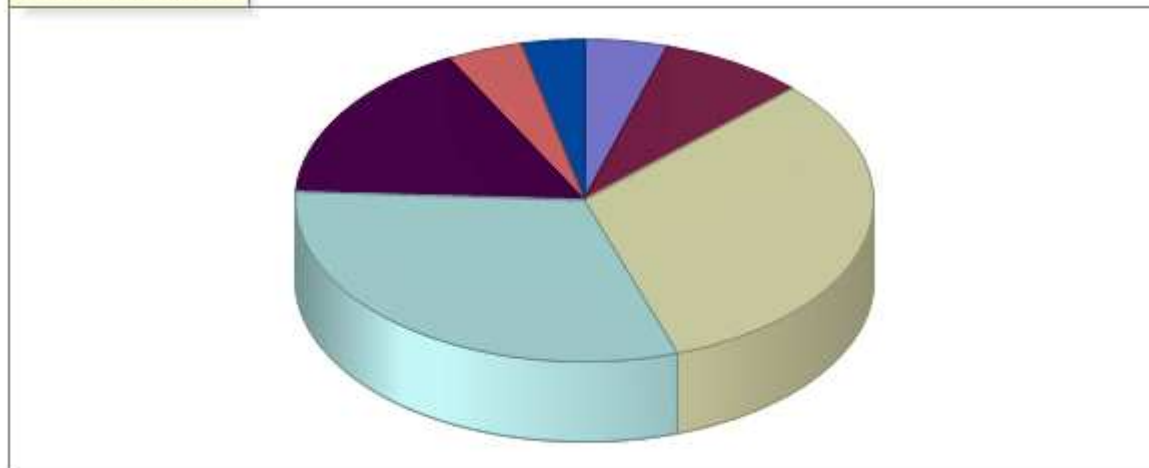
2000 Disabled Persons		2007 Births to Teenage Mothers	
Disabled Youth (5 to 15)	810	Mothers Age 15 to 18	74
Disabled Adults (16 and Over)	9,320	Mothers Age 12 to 14	6
Disabled Seniors (65 and Over)	2,125		
2000 Disabled Persons in Poverty		2007 Births: Postnatal Care	
Disabled Youth in Poverty (5 to 15)	254	Mother is Breastfeeding	341
Disabled Adults in Poverty (16 and Over)	1,431		
Disabled Seniors in Poverty (65 and Over)	218	2007 Births: Risk Factors	
Disabled Workers in Poverty	1,213	Preterm Births	95
		Low Weight (Under 88 oz)	63
		Mother Smoked 1 to 10 Cigarettes per Day	58
		Mother Smoked 10 to 29 Cigarettes per Day	42
2000 Disabled Workers		Mother Smoked 30 or More Cigarettes per Day	6
Total Disabled Workers	7,195	Mother Drank Alcohol	9
Workers with Employment Disability	4,551	Mother's Drug Test was Positive	20
Workers with Mobility Disability	2,485	Mother Used Drugs	21
Unemployed Workers with Employment Disability	1,512	Mother had STDs or AIDS	51
Unemployed Workers with Mobility Disability	1,311		
		2007 Deaths	
2007 Births		All Deaths	356
All Births	649	Infant Deaths	18
		Youth Deaths	24
2007 Births: Prenatal Care		2007 Deaths by Cause	
No Prenatal Care	23	Deaths by Accident	16
Prenatal Care Began in First Trimester	372	Youth Deaths by Accident	3
Prenatal Care Began in Second Trimester	182	Deaths by Homicide	18
Mother Was in WIC Program	322	Youth Deaths by Homicide	6
		Deaths by Heart Disease	Not Available
		Deaths by Suicide	12
		Deaths by Cancer	Not Available
		Deaths by Motor Vehicle Accident	Not Available

HOUSING

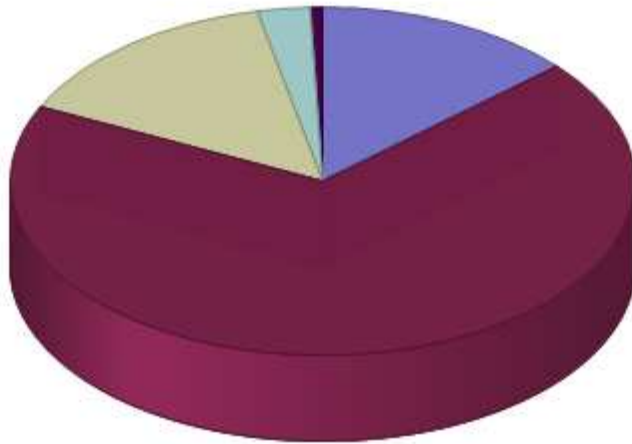
2000 Occupancy		2000 Monthly Costs - Owner Occupied (Mortgage Units)	
Total Units	18,990		
Owner Occupied Units	11,216	Under \$200	17
Renter Occupied Units	6,205	\$200-\$299	92
Vacant Units	1,569	\$300-\$499	731
		\$500-\$699	2,182
		\$700-\$999	2,765
Age of Structure			
Median Year the Structure was Built	Not Available	\$1000-\$1499	1,565
Units Built 1939 or Before	877	\$1500 or More	401
Units Built 1940 to 1949	1,544		
Units Built 1950 to 1959	6,078	Monthly Costs - Renter Occupied (Rental Units)	
Units Built 1960 to 1969	5,891	Median Monthly Rent	Not Available
Units Built 1970 to 1979	3,103	Under \$200	253
Units Built 1980 to 1989	800	\$200-\$299	177
Units Built 1990 to 2000	674	\$300-\$499	1,935
		\$500-\$699	2,671
		\$700-\$999	928
Value		\$1000-\$1499	48
Median Owner Occupied Value	Not Available	\$1500 or More	7
Houses Under \$50,000	1,395		
Houses \$50,000-\$99,999	7,085		
Houses \$100,000-\$149,999	1,508	2006 Loans	
Houses \$150,000-\$199,999	281	All Home Purchase Loan Applications	1,585
Houses \$200,000 or More	67	Home Purchase Loans Denied	485
		Home Purchase Loans Originated	754
		All Home Improvement Loan Applications	508
		Home Improvement Loans Denied	313
		Home Improvement Loans Originated	125
		All Refinancing Loan Applications	2,485
		Refinancing Loans Denied	1,034
		Refinancing Loans Originated	675

HOUSING OCCUPANCY

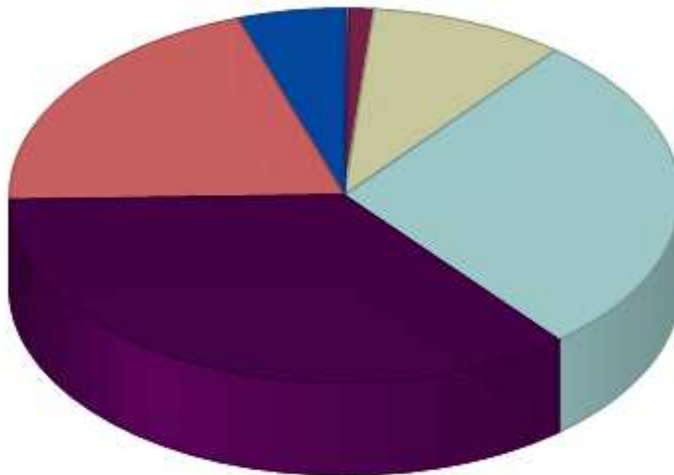
59.06% Owner Occupied Units 32.68% Renter Occupied Units 8.26% Vacant Units

AGE OF STRUCTURE

4.62% Units Built 1939 or Before 16.36% Units Built 1970 to 1979
8.14% Units Built 1940 to 1949 4.22% Units Built 1980 to 1989
32.05% Units Built 1950 to 1959 3.55% Units Built 1990 to 2000
31.06% Units Built 1960 to 1969

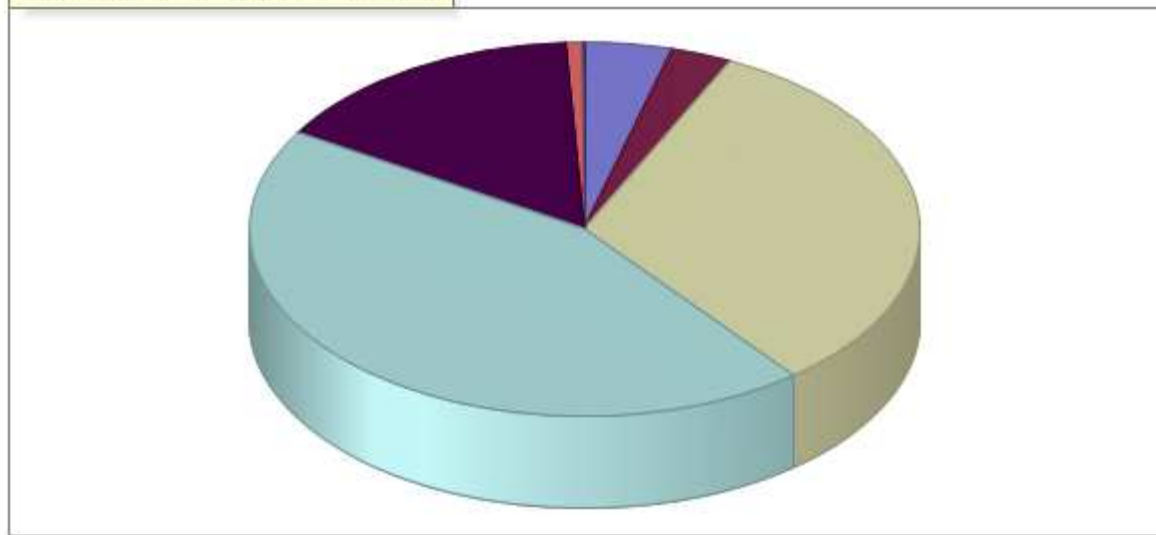
HOUSING VALUE

13.5%	Houses Under \$50,000	2.72%	Houses \$150,000-\$199,999
68.55%	Houses \$50,000-\$99,999	.65%	Houses \$200,000 or More
14.59%	Houses \$100,000-\$149,999		

MONTHLY COSTS - OWNER OCCUPIED

22%	Under \$200	9.43%	\$300-\$499	35.66%	\$700-\$999	5.17%	\$1500 or More
1.19%	\$200-\$299	28.14%	\$500-\$699	20.19%	\$1000-\$1499		

MONTHLY COSTS - RENTER OCCUPIED



4.2%	Under \$200	32.15%	\$300-\$499	15.42%	\$700-\$999	.12%	\$1500 or More
2.94%	\$200-\$299	44.38%	\$500-\$699	.8%	\$1000-\$1499		

PUBLIC ASSISTANCE

2004 Food Stamps		2004 TANF (Temporary Assistance for Needy Families)	
Total Recipients	8,436	Total Recipients	2,873
Recipients Under 6	1,729	Recipients Under 6	882
Recipients Under 19	4,556	Recipients Under 19	1,998
Recipients Age 65 or Older	263	Recipients with No High School Diploma	346
		Adult Unmarried Recipients	757

SIZE

2000 Land Area

Land Area in Square Miles

12.00

SAVI Community Information System**Data Sources**

This map was created using SAVI-Interactive, www.savi.org. The raw data were collected from the following organizations.

DEMOGRAPHICS

Data Item	Year	Data Source
Female Population Under Age 5 - Reported By 2000 Census Tracts	2000	Indiana State Data Center (Local repository site for the U.S. Census Bureau)
Male Population Under Age 5 - Reported By 2000 Census Tracts	2000	Indiana State Data Center (Local repository site for the U.S. Census Bureau)
Female Population Age 5 to 9 - Reported By 2000 Census Tracts	2000	Indiana State Data Center (Local repository site for the U.S. Census Bureau)
Male Population Age 5 to 9 - Reported By 2000 Census Tracts	2000	Indiana State Data Center (Local repository site for the U.S. Census Bureau)
Female Population Age 10 to 14 - Reported By 2000 Census Tracts	2000	Indiana State Data Center (Local repository site for the U.S. Census Bureau)
Male Population Age 10 to 14 - Reported By 2000 Census Tracts	2000	Indiana State Data Center (Local repository site for the U.S. Census Bureau)
Female Population Age 15 to 19 - Reported By 2000 Census Tracts	2000	Indiana State Data Center (Local repository site for the U.S. Census Bureau)
Male Population Age 15 to 19 - Reported By 2000 Census Tracts	2000	Indiana State Data Center (Local repository site for the U.S. Census Bureau)
Female Population Age 20 to 24 - Reported By 2000 Census Tracts	2000	Indiana State Data Center (Local repository site for the U.S. Census Bureau)
Male Population Age 20 to 24 - Reported By 2000 Census Tracts	2000	Indiana State Data Center (Local repository site for the U.S. Census Bureau)
Female Population Age 25 to 29 - Reported By 2000 Census Tracts	2000	Indiana State Data Center (Local repository site for the U.S. Census Bureau)
Male Population Age 25 to 29 - Reported By 2000 Census Tracts	2000	Indiana State Data Center (Local repository site for the U.S. Census Bureau)

		Bureau)
Female Population Age 30 to 34 - Reported By 2000 Census Tracts	2000	Indiana State Data Center (Local repository site for the U.S. Census Bureau)
Male Population Age 30 to 34 - Reported By 2000 Census Tracts	2000	Indiana State Data Center (Local repository site for the U.S. Census Bureau)
Female Population Age 35 to 39 - Reported By 2000 Census Tracts	2000	Indiana State Data Center (Local repository site for the U.S. Census Bureau)
Male Population Age 35 to 39 - Reported By 2000 Census Tracts	2000	Indiana State Data Center (Local repository site for the U.S. Census Bureau)
Female Population Age 40 to 44 - Reported By 2000 Census Tracts	2000	Indiana State Data Center (Local repository site for the U.S. Census Bureau)
Male Population Age 40 to 44 - Reported By 2000 Census Tracts	2000	Indiana State Data Center (Local repository site for the U.S. Census Bureau)
Female Population Age 45 to 49 - Reported By 2000 Census Tracts	2000	Indiana State Data Center (Local repository site for the U.S. Census Bureau)
Male Population Age 45 to 49 - Reported By 2000 Census Tracts	2000	Indiana State Data Center (Local repository site for the U.S. Census Bureau)
Female Population Age 50 to 54 - Reported By 2000 Census Tracts	2000	Indiana State Data Center (Local repository site for the U.S. Census Bureau)
Male Population Age 50 to 54 - Reported By 2000 Census Tracts	2000	Indiana State Data Center (Local repository site for the U.S. Census Bureau)
Female Population Age 55 to 59 - Reported By 2000 Census Tracts	2000	Indiana State Data Center (Local repository site for the U.S. Census Bureau)
Male Population Age 55 to 59 - Reported By 2000 Census Tracts	2000	Indiana State Data Center (Local repository site for the U.S. Census Bureau)
Female Population Age 60 to 64 - Reported By 2000 Census Tracts	2000	Indiana State Data Center (Local repository site for the U.S. Census Bureau)
Male Population Age 60 to 64 - Reported By 2000 Census Tracts	2000	Indiana State Data Center (Local repository site for the U.S. Census Bureau)
Female Population Age 65 to 69 - Reported By 2000 Census Tracts	2000	Indiana State Data Center (Local repository site for the U.S. Census Bureau)

Male Population Age 65 to 69 - Reported By 2000 Census Tracts	2000	Indiana State Data Center (Local repository site for the U.S. Census Bureau)
Female Population Age 70 to 74 - Reported By 2000 Census Tracts	2000	Indiana State Data Center (Local repository site for the U.S. Census Bureau)
Male Population Age 70 to 74 - Reported By 2000 Census Tracts	2000	Indiana State Data Center (Local repository site for the U.S. Census Bureau)
Female Population Age 75 to 79 - Reported By 2000 Census Tracts	2000	Indiana State Data Center (Local repository site for the U.S. Census Bureau)
Male Population Age 75 to 79 - Reported By 2000 Census Tracts	2000	Indiana State Data Center (Local repository site for the U.S. Census Bureau)
Female Population Age 80 to 84 - Reported By 2000 Census Tracts	2000	Indiana State Data Center (Local repository site for the U.S. Census Bureau)
Male Population Age 80 to 84 - Reported By 2000 Census Tracts	2000	Indiana State Data Center (Local repository site for the U.S. Census Bureau)
Female Population Age 85 and Over - Reported By 2000 Census Tracts	2000	Indiana State Data Center (Local repository site for the U.S. Census Bureau)
Male Population Age 85 and Over - Reported By 2000 Census Tracts	2000	Indiana State Data Center (Local repository site for the U.S. Census Bureau)
Total Population - Reported By 2000 Census Tracts	2000	Indiana State Data Center (Local repository site for the U.S. Census Bureau)
Total Population Under Age 5 - Reported By 2000 Census Tracts	2000	Indiana State Data Center (Local repository site for the U.S. Census Bureau)
Total Population Age 5 to 9 - Reported By 2000 Census Tracts	2000	Indiana State Data Center (Local repository site for the U.S. Census Bureau)
Total Population Age 10 to 14 - Reported By 2000 Census Tracts	2000	Indiana State Data Center (Local repository site for the U.S. Census Bureau)
Total Population Age 15 to 19 - Reported By 2000 Census Tracts	2000	Indiana State Data Center (Local repository site for the U.S. Census Bureau)
Total Population Age 20 to 24 - Reported By 2000 Census Tracts	2000	Indiana State Data Center (Local repository site for the U.S. Census Bureau)
		Indiana State Data Center (Local

Total Population Age 25 to 34 - Reported By 2000 Census Tracts	2000	repository site for the U.S. Census Bureau)
Total Population Age 35 to 44 - Reported By 2000 Census Tracts	2000	Indiana State Data Center (Local repository site for the U.S. Census Bureau)
Total Population Age 45 to 54 - Reported By 2000 Census Tracts	2000	Indiana State Data Center (Local repository site for the U.S. Census Bureau)
Total Population Age 55 to 59 - Reported By 2000 Census Tracts	2000	Indiana State Data Center (Local repository site for the U.S. Census Bureau)
Total Population Age 60 to 64 - Reported By 2000 Census Tracts	2000	Indiana State Data Center (Local repository site for the U.S. Census Bureau)
Total Population Age 65 to 74 - Reported By 2000 Census Tracts	2000	Indiana State Data Center (Local repository site for the U.S. Census Bureau)
Total Population Age 75 to 84 - Reported By 2000 Census Tracts	2000	Indiana State Data Center (Local repository site for the U.S. Census Bureau)
Total Population Age 85 and Over - Reported By 2000 Census Tracts	2000	Indiana State Data Center (Local repository site for the U.S. Census Bureau)
Total Population Under Age 18 - Reported By 2000 Census Tracts	2000	Indiana State Data Center (Local repository site for the U.S. Census Bureau)
Total Population Age 18 to 64 - Reported By 2000 Census Tracts	2000	Indiana State Data Center (Local repository site for the U.S. Census Bureau)
Total Population Age 18 and Over - Reported By 2000 Census Tracts	2000	Indiana State Data Center (Local repository site for the U.S. Census Bureau)
Total Population Age 21 and Over - Reported By 2000 Census Tracts	2000	Indiana State Data Center (Local repository site for the U.S. Census Bureau)
Total Population Age 62 and Over - Reported By 2000 Census Tracts	2000	Indiana State Data Center (Local repository site for the U.S. Census Bureau)
Total Population Age 65 and Over - Reported By 2000 Census Tracts	2000	Indiana State Data Center (Local repository site for the U.S. Census Bureau)
Population Reporting Single Race of African American - Reported By 2000 Census Tracts	2000	Indiana State Data Center (Local repository site for the U.S. Census Bureau)
Population Reporting Single Race of American Indian or Alaska Native - Reported By 2000 Census Tracts	2000	Indiana State Data Center (Local repository site for the U.S. Census

		Bureau)
Population Reporting Single Race of Asian - Reported By 2000 Census Tracts	2000	Indiana State Data Center (Local repository site for the U.S. Census Bureau)
Population Reporting Single Race of Caucasian - Reported By 2000 Census Tracts	2000	Indiana State Data Center (Local repository site for the U.S. Census Bureau)
Population Reporting Single Race of Native Hawaiian or Other Pacific Islander - Reported By 2000 Census Tracts	2000	Indiana State Data Center (Local repository site for the U.S. Census Bureau)
Population Reporting Two or More Races - Reported By 2000 Census Tracts	2000	Indiana State Data Center (Local repository site for the U.S. Census Bureau)
Population Reporting Single Race of Other - Reported By 2000 Census Tracts	2000	Indiana State Data Center (Local repository site for the U.S. Census Bureau)
Population Reporting Ethnicity of Hispanic - Reported By 2000 Census Tracts	2000	Indiana State Data Center (Local repository site for the U.S. Census Bureau)
Population Reporting Ethnicity of Non-Hispanic - Reported By 2000 Census Tracts	2000	Indiana State Data Center (Local repository site for the U.S. Census Bureau)
Households with Household Language of English - Reported By 2000 Census Tracts	2000	Indiana State Data Center (Local repository site for the U.S. Census Bureau)
Households with Household Language of Spanish - Reported By 2000 Census Tracts	2000	Indiana State Data Center (Local repository site for the U.S. Census Bureau)
Households with Household Language Other Than Spanish or English - Reported By 2000 Census Tracts	2000	Indiana State Data Center (Local repository site for the U.S. Census Bureau)
Population Age 15 and Over Who are Now Married - Reported By 2000 Census Tracts	2000	Indiana State Data Center (Local repository site for the U.S. Census Bureau)
Population Age 15 and Over Who Have Never Married - Reported By 2000 Census Tracts	2000	Indiana State Data Center (Local repository site for the U.S. Census Bureau)
Population Age 15 and Over Who are Now Divorced - Reported By 2000 Census Tracts	2000	Indiana State Data Center (Local repository site for the U.S. Census Bureau)
Population Age 15 and Over Who are Now Widowed - Reported By 2000 Census Tracts	2000	Indiana State Data Center (Local repository site for the U.S. Census Bureau)
Total Households - Reported By 2000 Census Tracts	2000	Indiana State Data Center (Local repository site for the U.S. Census Bureau)

Households with One or More Persons Under Age 18 - Reported By 2000 Census Tracts	2000	Indiana State Data Center (Local repository site for the U.S. Census Bureau)
Households with One or More Persons Age 65 and Over - Reported By 2000 Census Tracts	2000	Indiana State Data Center (Local repository site for the U.S. Census Bureau)
Male Householder Families with No Wife Present with Own Children Under Age 18 - Reported By 2000 Census Tracts	2000	Indiana State Data Center (Local repository site for the U.S. Census Bureau)
Female Householder Families with No Husband Present with Own Children Under Age 18 - Reported By 2000 Census Tracts	2000	Indiana State Data Center (Local repository site for the U.S. Census Bureau)

ECONOMY

Data Item	Year	Data Source
Households with Public Assistance Income - Reported By 2000 Census Tracts	2000	Indiana State Data Center (Local repository site for the U.S. Census Bureau)
Households with Income Less Than \$10,000 - Reported By 2000 Census Tracts	2000	Indiana State Data Center (Local repository site for the U.S. Census Bureau)
Households with Income \$10,000 to \$24,999 - Reported By 2000 Census Tracts	2000	Indiana State Data Center (Local repository site for the U.S. Census Bureau)
Households with Income \$25,000 to \$49,999 - Reported By 2000 Census Tracts	2000	Indiana State Data Center (Local repository site for the U.S. Census Bureau)
Households with Income \$50,000 to \$74,999 - Reported By 2000 Census Tracts	2000	Indiana State Data Center (Local repository site for the U.S. Census Bureau)
Households with Income \$75,000 to \$99,999 - Reported By 2000 Census Tracts	2000	Indiana State Data Center (Local repository site for the U.S. Census Bureau)
Households with Income \$100,000 or More - Reported By 2000 Census Tracts	2000	Indiana State Data Center (Local repository site for the U.S. Census Bureau)
Population with Income Below Poverty Level - Reported By 2000 Census Tracts	2000	Indiana State Data Center (Local repository site for the U.S. Census Bureau)
Population Under Age 18 with Income Below Poverty Level - Reported By 2000 Census Tracts	2000	Indiana State Data Center (Local repository site for the U.S. Census Bureau)
Population Age 18 to 64 with Income Below Poverty Level - Reported By 2000 Census Tracts	2000	Indiana State Data Center (Local repository site for the U.S. Census Bureau)
Population Age 65 and Over with Income Below Poverty Level - Reported	2000	Indiana State Data Center (Local repository site for the U.S. Census Bureau)

By 2000 Census Tracts		Bureau)
Families with Income Below Poverty Level - Reported By 2000 Census Tracts	2000	Indiana State Data Center (Local repository site for the U.S. Census Bureau)
Families with Income Below Poverty Level, with Related Children Under Age 18 - Reported By 2000 Census Tracts	2000	Indiana State Data Center (Local repository site for the U.S. Census Bureau)
Population Age 16 and Over in the Labor Force, Including Armed Forces - Reported By 2000 Census Tracts	2000	Indiana State Data Center (Local repository site for the U.S. Census Bureau)
Employed Population Age 16 and Over - Reported By 2000 Census Tracts	2000	Indiana State Data Center (Local repository site for the U.S. Census Bureau)
Unemployed Population Age 16 and Over - Reported By 2000 Census Tracts	2000	Indiana State Data Center (Local repository site for the U.S. Census Bureau)
Children Under Age 18 in Their Own Families and Subfamilies, Living with Two Parents, with Both Parents in Labor Force - Reported By 2000 Census Tracts	2000	Indiana State Data Center (Local repository site for the U.S. Census Bureau)
Employed Civilian Population 16 Years and Over with Construction, Extraction and Maintenance Occupations - Reported By 2000 Census Tracts	2000	Indiana State Data Center (Local repository site for the U.S. Census Bureau)
Employed Civilian Population 16 Years and Over with Farming, Fishing and Forestry Occupations - Reported By 2000 Census Tracts	2000	Indiana State Data Center (Local repository site for the U.S. Census Bureau)
Employed Civilian Population 16 Years and Over with Management, Professional and Related Occupations - Reported By 2000 Census Tracts	2000	Indiana State Data Center (Local repository site for the U.S. Census Bureau)
Employed Civilian Population 16 Years and Over with Production, Transportation and Material Moving Occupations - Reported By 2000 Census Tracts	2000	Indiana State Data Center (Local repository site for the U.S. Census Bureau)
Employed Civilian Population 16 Years and Over with Sales and Office Occupations - Reported By 2000 Census Tracts	2000	Indiana State Data Center (Local repository site for the U.S. Census Bureau)
Employed Civilian Population 16 Years and Over with Service Occupations - Reported By 2000 Census Tracts	2000	Indiana State Data Center (Local repository site for the U.S. Census Bureau)
Civilian Population Age 16 and Over Employed in Agriculture, Forestry, Fishing and Hunting, and Mining - Reported By 2000 Census Tracts	2000	Indiana State Data Center (Local repository site for the U.S. Census Bureau)
Civilian Population Age 16 and Over Employed in Arts, Entertainment, Recreation, Accommodation and Food Services - Reported By 2000 Census Tracts	2000	Indiana State Data Center (Local repository site for the U.S. Census Bureau)
Civilian Population Age 16 and Over Employed in Construction - Reported By 2000 Census Tracts	2000	Indiana State Data Center (Local repository site for the U.S. Census Bureau)

Civilian Population Age 16 and Over Employed in Educational, Health and Social Services - Reported By 2000 Census Tracts	2000	Indiana State Data Center (Local repository site for the U.S. Census Bureau)
Civilian Population Age 16 and Over Employed in Finance, Insurance, Real Estate and Rental and Leasing - Reported By 2000 Census Tracts	2000	Indiana State Data Center (Local repository site for the U.S. Census Bureau)
Civilian Population Age 16 and Over Employed in Information - Reported By 2000 Census Tracts	2000	Indiana State Data Center (Local repository site for the U.S. Census Bureau)
Civilian Population Age 16 and Over Employed in Manufacturing - Reported By 2000 Census Tracts	2000	Indiana State Data Center (Local repository site for the U.S. Census Bureau)
Civilian Population Age 16 and Over Employed in Other Services (except Public Administration) - Reported By 2000 Census Tracts	2000	Indiana State Data Center (Local repository site for the U.S. Census Bureau)
Civilian Population Age 16 and Over Employed in Professional, Scientific, Management, Administrative, and Waste Management Services - Reported By 2000 Census Tracts	2000	Indiana State Data Center (Local repository site for the U.S. Census Bureau)
Civilian Population Age 16 and Over Employed in Public Administration - Reported By 2000 Census Tracts	2000	Indiana State Data Center (Local repository site for the U.S. Census Bureau)
Civilian Population Age 16 and Over Employed in Retail Trade - Reported By 2000 Census Tracts	2000	Indiana State Data Center (Local repository site for the U.S. Census Bureau)
Civilian Population Age 16 and Over Employed in Transportation and Warehousing - Reported By 2000 Census Tracts	2000	Indiana State Data Center (Local repository site for the U.S. Census Bureau)
Civilian Population Age 16 and Over Employed in Utilities - Reported By 2000 Census Tracts	2000	Indiana State Data Center (Local repository site for the U.S. Census Bureau)
Civilian Population Age 16 and Over Employed in Wholesale Trade - Reported By 2000 Census Tracts	2000	Indiana State Data Center (Local repository site for the U.S. Census Bureau)

EDUCATION

Data Item	Year	Data Source
Population Age 16 to 19 Not Enrolled in School and Not a High School Graduate - Reported By 2000 Census Tracts	2000	Indiana State Data Center (Local repository site for the U.S. Census Bureau)
Population (Age 25 and Over in 2000) Whose Highest Level of Educational Attainment is Less Than a High School Diploma - Reported By 2000 Census Tracts	2000	Indiana State Data Center (Local repository site for the U.S. Census Bureau)
Population (Age 25 and Over in 2000) Whose Highest Level of Educational Attainment is a High School Diploma - Reported By 2000 Census Tracts	2000	Indiana State Data Center (Local repository site for the U.S. Census Bureau)
Population (Age 25 and Over in 2000) with HS Diploma or Higher -	2000	Indiana State Data Center (Local repository site for the U.S. Census Bureau)

Reported By 2000 Census Tracts		Bureau)
Population (Age 25 and Over in 2000) Whose Highest Level of Educational Attainment is 1 to 3 Years of College - Reported By 2000 Census Tracts	2000	Indiana State Data Center (Local repository site for the U.S. Census Bureau)
Population Age 25 and Over with Associate's Degree or Higher - Reported By 2000 Census Tracts	2000	Indiana State Data Center (Local repository site for the U.S. Census Bureau)
Population (Age 25 and Over in 2000) Whose Highest Level of Educational Attainment is Four or More Years of College - Reported By 2000 Census Tracts	2000	Indiana State Data Center (Local repository site for the U.S. Census Bureau)
HEALTH		
Data Item	Year	Data Source
Civilian Noninstitutionalized Youth Age 5 to 15 with a Disability - Reported By 2000 Census Tracts	2000	Indiana State Data Center (Local repository site for the U.S. Census Bureau)
Civilian Noninstitutionalized Adults Age 16 and Over with a Disability - Reported By 2000 Census Tracts	2000	Indiana State Data Center (Local repository site for the U.S. Census Bureau)
Civilian Noninstitutionalized Seniors Age 65 and Over with a Disability - Reported By 2000 Census Tracts	2000	Indiana State Data Center (Local repository site for the U.S. Census Bureau)
Civilian Noninstitutionalized Youth Age 5 to 15 with a Disability, Living in Poverty - Reported By 2000 Census Tracts	2000	Indiana State Data Center (Local repository site for the U.S. Census Bureau)
Civilian Noninstitutionalized Adults Age 16 and Over with a Disability, Living in Poverty - Reported By 2000 Census Tracts	2000	Indiana State Data Center (Local repository site for the U.S. Census Bureau)
Civilian Noninstitutionalized Seniors Age 65 and Over with a Disability, Living in Poverty - Reported By 2000 Census Tracts	2000	Indiana State Data Center (Local repository site for the U.S. Census Bureau)
Civilian Noninstitutionalized Working Age Adults Age 16 to 64 with a Disability, Living in Poverty - Reported By 2000 Census Tracts	2000	Indiana State Data Center (Local repository site for the U.S. Census Bureau)
Civilian Noninstitutionalized Working Age Adults Age 16 to 64 with a Disability - Reported By 2000 Census Tracts	2000	Indiana State Data Center (Local repository site for the U.S. Census Bureau)
Working Age Adults Age 16 to 64 with an Employment Disability - Reported By 2000 Census Tracts	2000	Indiana State Data Center (Local repository site for the U.S. Census Bureau)
Working Age Adults Age 16 to 64 with a Go-Outside-Home (Mobility) Disability - Reported By 2000 Census Tracts	2000	Indiana State Data Center (Local repository site for the U.S. Census Bureau)
Working Age Adults Age 16 to 64 with an Employment Disability Who Are Not Employed - Reported By 2000 Census Tracts	2000	Indiana State Data Center (Local repository site for the U.S. Census Bureau)

Working Age Adults Age 16 to 64 with a Go-Outside-Home (Mobility) Disability Who Are Not Employed - Reported By 2000 Census Tracts	2000	Indiana State Data Center (Local repository site for the U.S. Census Bureau)
All Live Births to Residents of the County Occurring in the County - Reported By 2000 Census Tracts	2007	Marion County Health and Hospital Corporation
Live Births Where There Was No Prenatal Care - Reported By 2000 Census Tracts	2007	Marion County Health and Hospital Corporation
Live Births Where Prenatal Care Began in the First Trimester - Reported By 2000 Census Tracts	2007	Marion County Health and Hospital Corporation
Live Births Where Prenatal Care Began in the Second Trimester - Reported By 2000 Census Tracts	2007	Marion County Health and Hospital Corporation
Live Births Where Mother Was in WIC Program - Reported By 2000 Census Tracts	2007	Marion County Health and Hospital Corporation
Live Births Where Mother is Age 15 to 18 - Reported By 2000 Census Tracts	2007	Marion County Health and Hospital Corporation
Live Births Where Mother is Age 12 to 14 - Reported By 2000 Census Tracts	2007	Marion County Health and Hospital Corporation
Live Births Where Mother is Breastfeeding upon Release from Hospital - Reported By 2000 Census Tracts	2007	Marion County Health and Hospital Corporation
Preterm Live Births (Estimated Gestation Less Than 37 Weeks) - Reported By 2000 Census Tracts	2007	Marion County Health and Hospital Corporation
Low Weight Live Births (Under 88 oz) - Reported By 2000 Census Tracts	2007	Marion County Health and Hospital Corporation
Live Births Where Mother Smoked Less Than 10 Cigarettes per Day During Pregnancy - Reported By 2000 Census Tracts	2006	Marion County Health and Hospital Corporation
Live Births Where Mother Smoked 10 to 29 Cigarettes per Day During Pregnancy - Reported By 2000 Census Tracts	2006	Marion County Health and Hospital Corporation
Live Births Where Mother Smoked 30 or More Cigarettes per Day During Pregnancy - Reported By 2000 Census Tracts	2006	Marion County Health and Hospital Corporation
Live Births Where Mother Drank Alcohol During Pregnancy - Reported By 2000 Census Tracts	2005	Marion County Health and Hospital Corporation
Live Births Where Mother's Drug Test at Birth Was Positive - Reported By 2000 Census Tracts	2006	Marion County Health and Hospital Corporation
Live Births Where Mother Took Drugs During Pregnancy - Reported By 2000 Census Tracts	2006	Marion County Health and Hospital Corporation
Live Births Where Mother Has a Sexually Transmitted Disease or Aids - Reported By 2000 Census Tracts	2006	Marion County Health and Hospital Corporation
All Deaths to County Resident Which Occur Within the County of Residence - Reported By 2000 Census Tracts	2007	Marion County Health and Hospital Corporation
Deaths of Individuals Under the Age of 1 - Reported By 2000 Census Tracts	2007	Marion County Health and Hospital Corporation

Deaths of Individuals Under the Age of 20 - Reported By 2000 Census Tracts	2007	Marion County Health and Hospital Corporation
Deaths by Accident - Reported By 2000 Census Tracts	2007	Marion County Health and Hospital Corporation
Deaths by Accident of Individuals Under the Age of 20 - Reported By 2000 Census Tracts	2007	Marion County Health and Hospital Corporation
Deaths by Homicide - Reported By 2000 Census Tracts	2007	Marion County Health and Hospital Corporation
Deaths by Homicide of Individuals Under the Age of 20 - Reported By 2000 Census Tracts	2007	Marion County Health and Hospital Corporation
Deaths by Suicide - Reported By 2000 Census Tracts	2007	Marion County Health and Hospital Corporation
HOUSING		
Data Item	Year	Data Source
Total Housing Units - Reported By 2000 Census Tracts	2000	Indiana State Data Center (Local repository site for the U.S. Census Bureau)
Total Owner Occupied Units - Reported By 2000 Census Tracts	2000	Indiana State Data Center (Local repository site for the U.S. Census Bureau)
Renter Occupied Units - Reported By 2000 Census Tracts	2000	Indiana State Data Center (Local repository site for the U.S. Census Bureau)
Vacant Housing Units - Reported By 2000 Census Tracts	2000	Indiana State Data Center (Local repository site for the U.S. Census Bureau)
Number of Housing Units Whose Structure Was Built in 1939 or Earlier - Reported By 2000 Census Tracts	2000	Indiana State Data Center (Local repository site for the U.S. Census Bureau)
Number of Housing Units Whose Structure Was Built in 1940 to 1949 - Reported By 2000 Census Tracts	2000	Indiana State Data Center (Local repository site for the U.S. Census Bureau)
Number of Housing Units Whose Structure Was Built in 1950 to 1959 - Reported By 2000 Census Tracts	2000	Indiana State Data Center (Local repository site for the U.S. Census Bureau)
Number of Housing Units Whose Structure Was Built in 1960 to 1969 - Reported By 2000 Census Tracts	2000	Indiana State Data Center (Local repository site for the U.S. Census Bureau)
Number of Housing Units Whose Structure Was Built in 1970 to 1979 - Reported By 2000 Census Tracts	2000	Indiana State Data Center (Local repository site for the U.S. Census Bureau)
Number of Housing Units Whose Structure Was Built in 1980 to 1989 - Reported By 2000 Census Tracts	2000	Indiana State Data Center (Local repository site for the U.S. Census Bureau)

Number of Housing Units Whose Structure Was Built in 1990 to March 2000 - Reported By 2000 Census Tracts	2000	Indiana State Data Center (Local repository site for the U.S. Census Bureau)
Owner Occupied Housing Units with Value of Less Than \$50,000 - Reported By 2000 Census Tracts	2000	Indiana State Data Center (Local repository site for the U.S. Census Bureau)
Owner Occupied Housing Units with Value of \$50,000 to \$99,999 - Reported By 2000 Census Tracts	2000	Indiana State Data Center (Local repository site for the U.S. Census Bureau)
Owner Occupied Housing Units with Value of \$100,000 to \$149,999 - Reported By 2000 Census Tracts	2000	Indiana State Data Center (Local repository site for the U.S. Census Bureau)
Owner Occupied Housing Units with Value of \$150,000 to \$199,999 - Reported By 2000 Census Tracts	2000	Indiana State Data Center (Local repository site for the U.S. Census Bureau)
Owner Occupied Housing Units with Value of \$200,000 or More - Reported By 2000 Census Tracts	2000	Indiana State Data Center (Local repository site for the U.S. Census Bureau)
Mortgaged Owner Occupied Housing Units with Monthly Housing Costs of Less than \$200 - Reported By 2000 Census Tracts	2000	Indiana State Data Center (Local repository site for the U.S. Census Bureau)
Mortgaged Owner Occupied Housing Units with Monthly Housing Costs of \$200 to \$299 - Reported By 2000 Census Tracts	2000	Indiana State Data Center (Local repository site for the U.S. Census Bureau)
Mortgaged Owner Occupied Housing Units with Monthly Housing Costs of \$300 to \$499 - Reported By 2000 Census Tracts	2000	Indiana State Data Center (Local repository site for the U.S. Census Bureau)
Mortgaged Owner Occupied Housing Units with Monthly Housing Costs of \$500 to \$699 - Reported By 2000 Census Tracts	2000	Indiana State Data Center (Local repository site for the U.S. Census Bureau)
Mortgaged Owner Occupied Housing Units with Monthly Housing Costs of \$700 to \$999 - Reported By 2000 Census Tracts	2000	Indiana State Data Center (Local repository site for the U.S. Census Bureau)
Mortgaged Owner Occupied Housing Units with Monthly Housing Costs of \$1000 to \$1499 - Reported By 2000 Census Tracts	2000	Indiana State Data Center (Local repository site for the U.S. Census Bureau)
Mortgaged Owner Occupied Housing Units with Monthly Housing Costs of \$1500 or More - Reported By 2000 Census Tracts	2000	Indiana State Data Center (Local repository site for the U.S. Census Bureau)
Renter Occupied Housing Units with Monthly Housing Costs of Less than \$200 - Reported By 2000 Census Tracts	2000	Indiana State Data Center (Local repository site for the U.S. Census Bureau)
Renter Occupied Housing Units with Monthly Housing Costs of \$200 to \$299 - Reported By 2000 Census Tracts	2000	Indiana State Data Center (Local repository site for the U.S. Census Bureau)
Renter Occupied Housing Units with Monthly Housing Costs of \$300 to \$499 - Reported By 2000 Census Tracts	2000	Indiana State Data Center (Local repository site for the U.S. Census Bureau)

		Bureau)
Renter Occupied Housing Units with Monthly Housing Costs of \$500 to \$699 - Reported By 2000 Census Tracts	2000	Indiana State Data Center (Local repository site for the U.S. Census Bureau)
Renter Occupied Housing Units with Monthly Housing Costs of \$700 to \$999 - Reported By 2000 Census Tracts	2000	Indiana State Data Center (Local repository site for the U.S. Census Bureau)
Renter Occupied Housing Units with Monthly Housing Costs of \$1000 to \$1499 - Reported By 2000 Census Tracts	2000	Indiana State Data Center (Local repository site for the U.S. Census Bureau)
Renter Occupied Housing Units with Monthly Housing Costs of \$1500 or More - Reported By 2000 Census Tracts	2000	Indiana State Data Center (Local repository site for the U.S. Census Bureau)
All Applications: Home Purchase Loan Applications - Reported By 2000 Census Tracts	2006	Urban Institute
All Applications: Home Purchase Loan Applications Denied by Lender - Reported By 2000 Census Tracts	2006	Urban Institute
All Applications: Home Purchase Loans Originated (Closed or Funded) - Reported By 2000 Census Tracts	2006	Urban Institute
All Applications: Home Improvement Loan Applications - Reported By 2000 Census Tracts	2006	Urban Institute
All Applications: Home Improvement Loan Applications Denied by Lender - Reported By 2000 Census Tracts	2006	Urban Institute
All Applications: Home Improvement Loans Originated (Closed or Funded) - Reported By 2000 Census Tracts	2006	Urban Institute
All Applications: Refinancing Loan Applications - Reported By 2000 Census Tracts	2006	Urban Institute
All Applications: Refinancing Loan Applications Denied by Lender - Reported By 2000 Census Tracts	2006	Urban Institute
All Applications: Refinancing Loans Originated (Closed or Funded) - Reported By 2000 Census Tracts	2006	Urban Institute
PUBLIC ASSISTANCE		
Data Item	Year	Data Source
Food Stamp Recipients - December Snapshot of Data - Reported By 2000 Census Tracts	2004	State of Indiana, Family and Social Services Administration
Food Stamp Recipients Age 5 or Younger - December Snapshot of Data - Reported By 2000 Census Tracts	2004	State of Indiana, Family and Social Services Administration
Food Stamp Recipients Age 18 or Younger - December Snapshot of Data - Reported By 2000 Census Tracts	2004	State of Indiana, Family and Social Services Administration
Food Stamp Recipients Age 65 or Older - December Snapshot of Data - Reported By 2000 Census Tracts	2004	State of Indiana, Family and Social Services Administration

TANF Recipients - December Snapshot of Data - Reported By 2000 Census Tracts	2004	State of Indiana, Family and Social Services Administration
TANF Recipients Age 5 or Younger - December Snapshot of Data - Reported By 2000 Census Tracts	2004	State of Indiana, Family and Social Services Administration
TANF Recipients Age 18 or Younger - December Snapshot of Data - Reported By 2000 Census Tracts	2004	State of Indiana, Family and Social Services Administration
TANF Recipients Age 18 and Over without a High School Education - December Snapshot of Data - Reported By 2000 Census Tracts	2004	State of Indiana, Family and Social Services Administration
Adult Unmarried TANF Recipients - December Snapshot of Data - Reported By 2000 Census Tracts	2004	State of Indiana, Family and Social Services Administration

SIZE

Data Item	Year	Data Source
Land Area in Square Miles - Reported By 2000 Census Tracts	2000	Indiana State Data Center (Local repository site for the U.S. Census Bureau)

Every effort is made to provide accurate information within the SAVI database, and while the information has been obtained from sources believed to be reliable, the accuracy, completeness, and opinions based thereon, are not guaranteed. As such, The Polis Center and their data source providers make no warranty about the accuracy of the data and are not responsible for derived products or resulting analysis based on data obtained from SAVI. As always, SAVI and the original data source provider (e.g., US Census Bureau, Indiana FSSA, etc.) should be cited when publishing maps or presenting the results of analysis that are based on these data.

